

**Essex LMCs
GP Practices
Workforce Information
for
Ratio of Male and Female GP's**

June 2024

Index

Male : Female Ratio Data

- 3 - Summary
- 4 - Essex Overall
- 6 - North East Essex
- 8 - West Essex
- 10 - Mid Essex
- 12 - Basildon & Brentwood
- 14 - Thurrock
- 16 - Castle Point & Rochford (CPR)
- 18 - Southend

Summary

- This report presents data about male and female GPs working in Primary Care in Essex and each individual locality
- It is a snapshot of the male and female Primary Care GP workforce for June 2024
- Full Time Equivalent (FTE) is a standardised measure, 1.0 FTE equates to full-time work of 37.5 hours per week
- Headcount is the number of people working in a role
- NHS Digital is the source of the information
- A guide has been produced by NHS Digital for help with interpreting information with this document including:

Interpreting figures

Full-time equivalent (FTE) and headcount figures

Full-time equivalent calculations

Locum GPs





GPs in training

The guide for June 2024 is available here: [Using this publication - NDRS \(digital.nhs.uk\)](#)

Essex Overall
GP Workforce Information
Male : Female Ratio

June 2024





GPs in Essex Primary Care - Male : Female Ratio

	GP Partners	GP Regular Locums	GP Retainers	GPs in Training Grades	Salaried GPs
	Male HC = 318 FTE = 308	Male HC = 44 FTE = 21	Male HC = 2 FTE = 1	Male HC = 93 FTE = 93	Male HC = 92 FTE = 72
	Female HC = 215 FTE = 188	Female HC = 46 FTE = 19	Female HC = 9 FTE = 4	Female HC = 162 FTE = 145	Female HC = 270 FTE = 156
	Other/Unknown HC = 7 FTE = 6	Other/Unknown HC = 3 FTE = 1	Other/Unknown HC = 0 FTE = 0	Other/Unknown HC = 0 FTE = 0	Other/Unknown HC = 4 FTE = 2
	Head Count Male = 58.9% Female = 39.8% Oth/Unk = 1.3%	Head Count Male = 47.3% Female = 49.5% Oth/Unk = 3.2%	Head Count Male = 18.2% Female = 81.8% Oth/Unk = 0%	Head Count Male = 36.5% Female = 63.5% Oth/Unk = 0%	Head Count Male = 25.1% Female = 73.8% Oth/Unk = 1.1%
	FTE Male = 61.4% Female = 37.5% Oth/Unk = 1.1%	FTE Male = 51.2% Female = 46.3% Oth/Unk = 2.5%	FTE Male = 20% Female = 80% Oth/Unk = 0%	FTE Male = 39.1% Female = 60.9% Oth/Unk = 0%	FTE Male = 31.3% Female = 67.8% Oth/Unk = 0.9%

**North East Essex
GP Workforce Information
Male : Female Ratio**

June 2024





GPs in North East Essex Primary Care - Male : Female Ratio

	GP Partners	GP Regular Locums	GP Retainers	GPs in Training Grades	Salaried GPs
	Male HC = 56 FTE = 52	Male HC = 1 FTE = 0	Male HC = 0 FTE = 0	Male HC = 17 FTE = 16	Male HC = 18 FTE = 15
	Female HC = 45 FTE = 40	Female HC = 3 FTE = 1	Female HC = 2 FTE = 1	Female HC = 23 FTE = 20	Female HC = 53 FTE = 33
	Other/Unknown HC = 0 FTE = 0	Other/Unknown HC = 0 FTE = 0	Other/Unknown HC = 0 FTE = 0	Other/Unknown HC = 0 FTE = 0	Other/Unknown HC = 0 FTE = 0
	Head Count Male = 55.4% Female = 44.6% Oth/Unk = 0%	Head Count Male = 25% Female = 75% Oth/Unk = 0%	Head Count Male = 0% Female = 100% Oth/Unk = 0%	Head Count Male = 42.5% Female = 57.5% Oth/Unk = 0%	Head Count Male = 25.4% Female = 74.6% Oth/Unk = 0%
	FTE Male = 56.5% Female = 43.5% Oth/Unk = 0%	FTE Male = 0% Female = 100% Oth/Unk = 0%	FTE Male = 0% Female = 100% Oth/Unk = 0%	FTE Male = 44.4% Female = 55.6% Oth/Unk = 0%	FTE Male = 31.3% Female = 68.7% Oth/Unk = 0%

West Essex
GP Workforce Information
Male : Female Ratio

June 2024





GPs in West Essex Primary Care - Male : Female Ratio

	GP Partners	GP Regular Locums	GP Retainers	GPs in Training Grades	Salaried GPs
	Male HC = 65 FTE = 59	Male HC = 8 FTE = 4	Male HC = 2 FTE = 1	Male HC = 22 FTE = 23	Male HC = 16 FTE = 10
	Female HC = 22 FTE = 16	Female HC = 12 FTE = 3	Female HC = 3 FTE = 1	Female HC = 47 FTE = 42	Female HC = 59 FTE = 32
	Other/Unknown HC = 0 FTE = 0	Other/Unknown HC = 0 FTE = 0	Other/Unknown HC = 0 FTE = 0	Other/Unknown HC = 0 FTE = 0	Other/Unknown HC = 0 FTE = 0
	Head Count Male = 74.7% Female = 25.3% Oth/Unk = 0%	Head Count Male = 40% Female = 60% Oth/Unk = 0%	Head Count Male = 40% Female = 60% Oth/Unk = 0%	Head Count Male = 31.9% Female = 68.1% Oth/Unk = 0%	Head Count Male = 21.3% Female = 78.7% Oth/Unk = 0%
	FTE Male = 78.7% Female = 21.3% Oth/Unk = 0%	FTE Male = 57.1% Female = 42.9% Oth/Unk = 0%	FTE Male = 50% Female = 50% Oth/Unk = 0%	FTE Male = 35.4% Female = 64.6% Oth/Unk = 0%	FTE Male = 23.8% Female = 76.2% Oth/Unk = 0%

Mid Essex
GP Workforce Information
Male : Female Ratio

June 2024





GPs in Mid Essex Primary Care - Male : Female Ratio

	GP Partners	GP Regular Locums	GP Retainers	GPs in Training Grades	Salaried GPs
	Male HC = 55 FTE = 57	Male HC = 1 FTE = 0	Male HC = 0 FTE = 0	Male HC = 18 FTE = 18	Male HC = 16 FTE = 13
	Female HC = 56 FTE = 53	Female HC = 1 FTE = 1	Female HC = 0 FTE = 0	Female HC = 32 FTE = 28	Female HC = 81 FTE = 44
	Other/Unknown HC = 3 FTE = 3	Other/Unknown HC = 1 FTE = 0	Other/Unknown HC = 0 FTE = 0	Other/Unknown HC = 0 FTE = 0	Other/Unknown HC = 1 FTE = 1
	Head Count Male = 48.2% Female = 49.1% Oth/Unk = 2.7%	Head Count Male = 33.4% Female = 33.3% Oth/Unk = 33.3%	Head Count Male = 0% Female = 0% Oth/Unk = 0%	Head Count Male = 36% Female = 64% Oth/Unk = 0%	Head Count Male = 16.3% Female = 82.7% Oth/Unk = 1%
	FTE Male = 50.4% Female = 46.9% Oth/Unk = 2.7%	FTE Male = 0% Female = 100% Oth/Unk = 0%	FTE Male = 0% Female = 0% Oth/Unk = 0%	FTE Male = 39.1% Female = 60.9% Oth/Unk = 0%	FTE Male = 22.4% Female = 75.9% Oth/Unk = 1.7%

**Basildon & Brentwood
GP Workforce Information
Male : Female Ratio**

June 2024





GPs in Basildon & Brentwood Primary Care - Male : Female Ratio

	GP Partners	GP Regular Locums	GP Retainers	GPs in Training Grades	Salaried GPs
	Male HC = 57 FTE = 50	Male HC = 7 FTE = 3	Male HC = 0 FTE = 0	Male HC = 12 FTE = 12	Male HC = 12 FTE = 9
	Female HC = 37 FTE = 30	Female HC = 4 FTE = 2	Female HC = 2 FTE = 1	Female HC = 16 FTE = 14	Female HC = 28 FTE = 13
	Other/Unknown HC = 1 FTE = 1	Other/Unknown HC = 0 FTE = 0	Other/Unknown HC = 0 FTE = 0	Other/Unknown HC = 0 FTE = 0	Other/Unknown HC = 1 FTE = 1
	Head Count Male = 60% Female = 38.9% Oth/Unk = 1.1%	Head Count Male = 63.6% Female = 36.4% Oth/Unk = 0%	Head Count Male = 0% Female = 100% Oth/Unk = 0%	Head Count Male = 42.9% Female = 57.1% Oth/Unk = 0%	Head Count Male = 29.3% Female = 68.3% Oth/Unk = 2.4%
	FTE Male = 61.7% Female = 37% Oth/Unk = 1.3%	FTE Male = 60% Female = 40% Oth/Unk = 0%	FTE Male = 0% Female = 100% Oth/Unk = 0%	FTE Male = 46.2% Female = 53.8% Oth/Unk = 0%	FTE Male = 39.2% Female = 56.5% Oth/Unk = 4.3%

Thurrock
GP Workforce Information
Male : Female Ratio

June 2024

GPs in Thurrock Primary Care - Male : Female Ratio

	GP Partners	GP Regular Locums	GP Retainers	GPs in Training Grades	Salaried GPs
	Male HC = 25 FTE = 25	Male HC = 9 FTE = 6	Male HC = 0 FTE = 0	Male HC = 5 FTE = 5	Male HC = 9 FTE = 8
	Female HC = 16 FTE = 14	Female HC = 9 FTE = 5	Female HC = 1 FTE = 1	Female HC = 9 FTE = 9	Female HC = 13 FTE = 7
	Other/Unknown HC = 0 FTE = 0	Other/Unknown HC = 0 FTE = 0	Other/Unknown HC = 0 FTE = 0	Other/Unknown HC = 0 FTE = 0	Other/Unknown HC = 0 FTE = 0
	Head Count Male = 61% Female = 39% Oth/Unk = 0%	Head Count Male = 50% Female = 50% Oth/Unk = 0%	Head Count Male = 0% Female = 100% Oth/Unk = 0%	Head Count Male = 35.7% Female = 64.3% Oth/Unk = 0%	Head Count Male = 40.9% Female = 59.1% Oth/Unk = 0%
	FTE Male = 64.1% Female = 35.9% Oth/Unk = 0%	FTE Male = 54.5% Female = 45.5% Oth/Unk = 0%	FTE Male = 0% Female = 100% Oth/Unk = 0%	FTE Male = 35.7% Female = 64.3% Oth/Unk = 0%	FTE Male = 53.3% Female = 46.7% Oth/Unk = 0%





CPR

GP Workforce Information

Male : Female Ratio

June 2024





GPs in CPR Primary Care - Male : Female Ratio

	GP Partners	GP Regular Locums	GP Retainers	GPs in Training Grades	Salaried GPs
	Male HC = 31 FTE = 33	Male HC = 7 FTE = 3	Male HC = 0 FTE = 0	Male HC = 11 FTE = 11	Male HC = 10 FTE = 9
	Female HC = 25 FTE = 22	Female HC = 6 FTE = 3	Female HC = 0 FTE = 0	Female HC = 18 FTE = 17	Female HC = 15 FTE = 11
	Other/Unknown HC = 0 FTE = 0	Other/Unknown HC = 0 FTE = 0	Other/Unknown HC = 0 FTE = 0	Other/Unknown HC = 0 FTE = 0	Other/Unknown HC = 0 FTE = 0
	Head Count Male = 55.4% Female = 44.6% Oth/Unk = 0%	Head Count Male = 53.8% Female = 46.2% Oth/Unk = 0%	Head Count Male = 0% Female = 0% Oth/Unk = 0%	Head Count Male = 37.9% Female = 62.1% Oth/Unk = 0%	Head Count Male = 40% Female = 60% Oth/Unk = 0%
	FTE Male = 60% Female = 40% Oth/Unk = 0%	FTE Male = 50% Female = 50% Oth/Unk = 0%	FTE Male = 0% Female = 0% Oth/Unk = 0%	FTE Male = 39.3% Female = 60.7% Oth/Unk = 0%	FTE Male = 45% Female = 55% Oth/Unk = 0%

Southend
GP Workforce Information
Male : Female Ratio

June 2024

GPs in Southend Primary Care - Male : Female Ratio

	GP Partners	GP Regular Locums	GP Retainers	GPs in Training Grades	Salaried GPs
	Male HC = 31 FTE = 31	Male HC = 12 FTE = 5	Male HC = 0 FTE = 0	Male HC = 8 FTE = 8	Male HC = 12 FTE = 9
	Female HC = 16 FTE = 12	Female HC = 13 FTE = 4	Female HC = 1 FTE = 0	Female HC = 17 FTE = 15	Female HC = 28 FTE = 15
	Other/Unknown HC = 3 FTE = 3	Other/Unknown HC = 2 FTE = 1	Other/Unknown HC = 0 FTE = 0	Other/Unknown HC = 0 FTE = 0	Other/Unknown HC = 2 FTE = 1
	Head Count Male = 62% Female = 32% Oth/Unk = 6%	Head Count Male = 44.4% Female = 48.2% Oth/Unk = 7.4%	Head Count Male = 0% Female = 100% Oth/Unk = 0%	Head Count Male = 32% Female = 68% Oth/Unk = 0%	Head Count Male = 28.6% Female = 66.7% Oth/Unk = 4.7%
	FTE Male = 70.2% Female = 23.4% Oth/Unk = 6.4%	FTE Male = 50% Female = 40% Oth/Unk = 10%	FTE Male = 0% Female = 0% Oth/Unk = 0%	FTE Male = 34.8% Female = 65.2% Oth/Unk = 0%	FTE Male = 36% Female = 60% Oth/Unk = 4%