

**Essex LMCs
GP Practices
Workforce Information
for
Ratio of Male and Female GP's**

March 2024

Index

Male : Female Ratio Data

- 3 - Summary
- 4 - Essex Overall
- 6 - North East Essex
- 8 - West Essex
- 10 - Mid Essex
- 12 - Basildon & Brentwood
- 14 - Thurrock
- 16 - Castle Point & Rochford (CPR)
- 18 - Southend

Summary

- This report presents data about male and female GPs working in Primary Care in Essex and each individual locality
- It is a snapshot of the male and female Primary Care GP workforce for March 2024
- Full Time Equivalent (FTE) is a standardised measure, 1.0 FTE equates to full-time work of 37.5 hours per week
- Headcount is the number of people working in a role
- NHS Digital is the source of the information
- A guide has been produced by NHS Digital for help with interpreting information with this document including:

Interpreting figures

Full-time equivalent (FTE) and headcount figures

Full-time equivalent calculations

Locum GPs




GPs in training

The guide for March 2024 is available here: [Using this publication - NDRS \(digital.nhs.uk\)](#)

Essex Overall
GP Workforce Information
Male : Female Ratio

March 2024

GP's in Essex Primary Care - Male : Female Ratio

	GP Partners	GP Regular Locums	GP Retainers	GPs in Training Grades	Salaried GPs
	Male HC = 322 FTE = 313	Male HC = 41 FTE = 20	Male HC = 2 FTE = 1	Male HC = 94 FTE = 94	Male HC = 88 FTE = 70
	Female HC = 217 FTE = 190	Female HC = 45 FTE = 18	Female HC = 8 FTE = 3	Female HC = 159 FTE = 143	Female HC = 226 FTE = 153
	Other/Unknown HC = 7 FTE = 6	Other/Unknown HC = 3 FTE = 1	Other/Unknown HC = 0 FTE = 0	Other/Unknown HC = 0 FTE = 0	Other/Unknown HC = 3 FTE = 2







Head Count	Head Count	Head Count	Head Count	Head Count
Male = 59% Female = 39.7% Oth/Unk = 1.3%	Male = 46.1% Female = 50.6% Oth/Unk = 3.3%	Male = 20% Female = 80% Oth/Unk = 0%	Male = 37.2% Female = 62.8% Oth/Unk = 0%	Male = 27.8% Female = 71.3% Oth/Unk = 0.9%
FTE	FTE	FTE	FTE	FTE
Male = 61.5% Female = 37.3% Oth/Unk = 1.2%	Male = 51.3% Female = 46.2% Oth/Unk = 2.5%	Male = 25% Female = 75% Oth/Unk = 0%	Male = 39.7% Female = 60.3% Oth/Unk = 0%	Male = 31.1% Female = 68% Oth/Unk = 0.9%

**North East Essex
GP Workforce Information
Male : Female Ratio**

March 2024





GPs in North East Essex Primary Care - Male : Female Ratio

	GP Partners	GP Regular Locums	GP Retainers	GPs in Training Grades	Salaried GPs
	Male HC = 56 FTE = 52	Male HC = 0 FTE = 0	Male HC = 0 FTE = 0	Male HC = 19 FTE = 18	Male HC = 16 FTE = 14
	Female HC = 43 FTE = 38	Female HC = 3 FTE = 1	Female HC = 2 FTE = 1	Female HC = 21 FTE = 19	Female HC = 49 FTE = 32
	Other/Unknown HC = 0 FTE = 0	Other/Unknown HC = 0 FTE = 0	Other/Unknown HC = 0 FTE = 0	Other/Unknown HC = 0 FTE = 0	Other/Unknown HC = 0 FTE = 0
	Head Count Male = 56.6% Female = 43.4% Oth/Unk = 0%	Head Count Male = 0% Female = 100% Oth/Unk = 0%	Head Count Male = 0% Female = 100% Oth/Unk = 0%	Head Count Male = 47.5% Female = 52.5% Oth/Unk = 0%	Head Count Male = 24.6% Female = 75.4% Oth/Unk = 0%
	FTE Male = 57.8% Female = 42.2% Oth/Unk = 0%	FTE Male = 0% Female = 100% Oth/Unk = 0%	FTE Male = 0% Female = 100% Oth/Unk = 0%	FTE Male = 48.6% Female = 51.4% Oth/Unk = 0%	FTE Male = 30.4% Female = 69.6% Oth/Unk = 0%

West Essex
GP Workforce Information
Male : Female Ratio

March 2024





GPs in West Essex Primary Care - Male : Female Ratio

	GP Partners	GP Regular Locums	GP Retainers	GPs in Training Grades	Salaried GPs
	Male HC = 66 FTE = 60	Male HC = 7 FTE = 4	Male HC = 2 FTE = 1	Male HC = 21 FTE = 22	Male HC = 16 FTE = 10
	Female HC = 24 FTE = 18	Female HC = 11 FTE = 3	Female HC = 3 FTE = 1	Female HC = 48 FTE = 42	Female HC = 58 FTE = 31
	Other/Unknown HC = 0 FTE = 0	Other/Unknown HC = 0 FTE = 0	Other/Unknown HC = 0 FTE = 0	Other/Unknown HC = 0 FTE = 0	Other/Unknown HC = 0 FTE = 0
	Head Count Male = 73.3% Female = 26.7% Oth/Unk = 0%	Head Count Male = 38.9% Female = 61.1% Oth/Unk = 0%	Head Count Male = 40% Female = 60% Oth/Unk = 0%	Head Count Male = 30.4% Female = 69.6% Oth/Unk = 0%	Head Count Male = 21.6% Female = 78.4% Oth/Unk = 0%
	FTE Male = 76.9% Female = 23.1% Oth/Unk = 0%	FTE Male = 57.1% Female = 42.9% Oth/Unk = 0%	FTE Male = 50% Female = 50% Oth/Unk = 0%	FTE Male = 34.4% Female = 65.6% Oth/Unk = 0%	FTE Male = 24.4% Female = 75.6% Oth/Unk = 0%

Mid Essex
GP Workforce Information
Male : Female Ratio

March 2024





GPs in Mid Essex Primary Care - Male : Female Ratio

	GP Partners	GP Regular Locums	GP Retainers	GPs in Training Grades	Salaried GPs
	Male HC = 56 FTE = 57	Male HC = 2 FTE = 1	Male HC = 0 FTE = 0	Male HC = 19 FTE = 19	Male HC = 15 FTE = 12
	Female HC = 58 FTE = 55	Female HC = 1 FTE = 1	Female HC = 0 FTE = 0	Female HC = 33 FTE = 29	Female HC = 77 FTE = 43
	Other/Unknown HC = 3 FTE = 3	Other/Unknown HC = 1 FTE = 0	Other/Unknown HC = 0 FTE = 0	Other/Unknown HC = 0 FTE = 0	Other/Unknown HC = 1 FTE = 1
	Head Count Male = 47.9% Female = 49.6% Oth/Unk = 2.5%	Head Count Male = 50% Female = 25% Oth/Unk = 25%	Head Count Male = 0% Female = 0% Oth/Unk = 0%	Head Count Male = 36.5% Female = 63.5% Oth/Unk = 0%	Head Count Male = 16.1% Female = 82.8% Oth/Unk = 1.1%
	FTE Male = 50% Female = 47.4% Oth/Unk = 2.6%	FTE Male = 50% Female = 50% Oth/Unk = 0%	FTE Male = 0% Female = 0% Oth/Unk = 0%	FTE Male = 39.6% Female = 60.4% Oth/Unk = 0%	FTE Male = 21.4% Female = 76.8% Oth/Unk = 1.8%

**Basildon & Brentwood
GP Workforce Information
Male : Female Ratio**

March 2024





GPs in Basildon & Brentwood Primary Care - Male : Female Ratio

	GP Partners	GP Regular Locums	GP Retainers	GPs in Training Grades	Salaried GPs
	Male HC = 58 FTE = 52	Male HC = 5 FTE = 2	Male HC = 0 FTE = 0	Male HC = 12 FTE = 12	Male HC = 13 FTE = 9
	Female HC = 37 FTE = 30	Female HC = 4 FTE = 2	Female HC = 1 FTE = 1	Female HC = 14 FTE = 13	Female HC = 27 FTE = 13
	Other/Unknown HC = 1 FTE = 1	Other/Unknown HC = 0 FTE = 0	Other/Unknown HC = 0 FTE = 0	Other/Unknown HC = 0 FTE = 0	Other/Unknown HC = 0 FTE = 0
	Head Count Male = 60.4% Female = 38.5% Oth/Unk = 1.1%	Head Count Male = 55.6% Female = 44.4% Oth/Unk = 0%	Head Count Male = 0% Female = 100% Oth/Unk = 0%	Head Count Male = 46.2% Female = 53.8% Oth/Unk = 0%	Head Count Male = 32.5% Female = 67.5% Oth/Unk = 0%
	FTE Male = 62.7% Female = 36.1% Oth/Unk = 1.2%	FTE Male = 50% Female = 50% Oth/Unk = 0%	FTE Male = 0% Female = 100% Oth/Unk = 0%	FTE Male = 48% Female = 52% Oth/Unk = 0%	FTE Male = 40.9% Female = 59.1% Oth/Unk = 0%

Thurrock
GP Workforce Information
Male : Female Ratio

March 2024

GPs in Thurrock Primary Care - Male : Female Ratio

	GP Partners	GP Regular Locums	GP Retainers	GPs in Training Grades	Salaried GPs
	Male HC = 25 FTE = 25	Male HC = 9 FTE = 6	Male HC = 0 FTE = 0	Male HC = 5 FTE = 5	Male HC = 9 FTE = 8
	Female HC = 16 FTE = 14	Female HC = 9 FTE = 5	Female HC = 1 FTE = 1	Female HC = 9 FTE = 9	Female HC = 14 FTE = 8
	Other/Unknown HC = 0 FTE = 0	Other/Unknown HC = 0 FTE = 0	Other/Unknown HC = 0 FTE = 0	Other/Unknown HC = 0 FTE = 0	Other/Unknown HC = 0 FTE = 0
	Head Count Male = 61% Female = 39% Oth/Unk = 0%	Head Count Male = 50% Female = 50% Oth/Unk = 0%	Head Count Male = 0% Female = 100% Oth/Unk = 0%	Head Count Male = 35.7% Female = 64.3% Oth/Unk = 0%	Head Count Male = 39.1% Female = 60.9% Oth/Unk = 0%
	FTE Male = 64.1% Female = 35.9% Oth/Unk = 0%	FTE Male = 54.5% Female = 45.5% Oth/Unk = 0%	FTE Male = 0% Female = 100% Oth/Unk = 0%	FTE Male = 35.7% Female = 64.3% Oth/Unk = 0%	FTE Male = 50% Female = 50% Oth/Unk = 0%





CPR

GP Workforce Information

Male : Female Ratio

March 2024





GPs in CPR Primary Care - Male : Female Ratio

	GP Partners	GP Regular Locums	GP Retainers	GPs in Training Grades	Salaried GPs
	Male HC = 32 FTE = 34	Male HC = 7 FTE = 3	Male HC = 0 FTE = 0	Male HC = 10 FTE = 10	Male HC = 10 FTE = 10
	Female HC = 25 FTE = 22	Female HC = 5 FTE = 3	Female HC = 0 FTE = 0	Female HC = 17 FTE = 17	Female HC = 16 FTE = 12
	Other/Unknown HC = 0 FTE = 0	Other/Unknown HC = 0 FTE = 0	Other/Unknown HC = 0 FTE = 0	Other/Unknown HC = 0 FTE = 0	Other/Unknown HC = 0 FTE = 0
	Head Count Male = 56.1% Female = 43.9% Oth/Unk = 0%	Head Count Male = 58.3% Female = 41.7% Oth/Unk = 0%	Head Count Male = 0% Female = 0% Oth/Unk = 0%	Head Count Male = 42.9% Female = 57.1% Oth/Unk = 0%	Head Count Male = 37% Female = 63% Oth/Unk = 0%
	FTE Male = 60.7% Female = 39.3% Oth/Unk = 0%	FTE Male = 50% Female = 50% Oth/Unk = 0%	FTE Male = 0% Female = 0% Oth/Unk = 0%	FTE Male = 42.9% Female = 57.1% Oth/Unk = 0%	FTE Male = 45.5% Female = 54.5% Oth/Unk = 0%

Southend
GP Workforce Information
Male : Female Ratio

March 2024

GPs in Southend Primary Care - Male : Female Ratio

	GP Partners	GP Regular Locums	GP Retainers	GPs in Training Grades	Salaried GPs
	Male HC = 31 FTE = 31	Male HC = 12 FTE = 5	Male HC = 0 FTE = 0	Male HC = 8 FTE = 8	Male HC = 13 FTE = 10
	Female HC = 16 FTE = 12	Female HC = 13 FTE = 4	Female HC = 1 FTE = 0	Female HC = 17 FTE = 15	Female HC = 26 FTE = 14
	Other/Unknown HC = 3 FTE = 3	Other/Unknown HC = 2 FTE = 1	Other/Unknown HC = 0 FTE = 0	Other/Unknown HC = 0 FTE = 0	Other/Unknown HC = 2 FTE = 1
	Head Count Male = 62% Female = 32% Oth/Unk = 6%	Head Count Male = 44.4% Female = 48.2% Oth/Unk = 7.4%	Head Count Male = 0% Female = 100% Oth/Unk = 0%	Head Count Male = 32% Female = 68% Oth/Unk = 0%	Head Count Male = 31.7% Female = 63.4% Oth/Unk = 3.9%
	FTE Male = 70.2% Female = 23.4% Oth/Unk = 6.4%	FTE Male = 50% Female = 40% Oth/Unk = 10%	FTE Male = 0% Female = 0% Oth/Unk = 0%	FTE Male = 34.8% Female = 65.2% Oth/Unk = 0%	FTE Male = 40% Female = 56% Oth/Unk = 4%