

**Essex LMCs
GP Practices
Workforce Information
for
Ratio of Male and Female GP's**

August 2023

Index

Male : Female Ratio Data

- 3 - Summary
- 4 - Essex Overall
- 6 - North East Essex
- 8 - West Essex
- 10 - Mid Essex
- 12 - Basildon & Brentwood
- 14 - Thurrock
- 16 - Castle Point & Rochford (CPR)
- 18 - Southend

Summary

- This report presents data about male and female GPs working in Primary Care in Essex and each individual locality
- It is a snapshot of the male and female Primary Care GP workforce for August 2023
- Full Time Equivalent (FTE) is a standardised measure, 1.0 FTE equates to full-time work of 37.5 hours per week
- Headcount is the number of people working in a role
- NHS Digital is the source of the information
- A guide has been produced by NHS Digital for help with interpreting information with this document including:

Interpreting figures

Full-time equivalent (FTE) and headcount figures

Full-time equivalent calculations

Locum GPs




GPs in training

The guide for August 2023 is available here: [Using this publication - NDRS \(digital.nhs.uk\)](#)

Essex Overall
GP Workforce Information
Male : Female Ratio

August 2023

GPs in Essex Primary Care - Male : Female Ratio

	GP Partners	GP Regular Locums	GP Retainers	GPs in Training Grades	Salaried GPs
	Male HC = 325 FTE = 318	Male HC = 38 FTE = 20	Male HC = 1 FTE = 0	Male HC = 106 FTE = 107	Male HC = 97 FTE = 75
	Female HC = 218 FTE = 191	Female HC = 43 FTE = 18	Female HC = 8 FTE = 3	Female HC = 163 FTE = 152	Female HC = 259 FTE = 155
	Other/Unknown HC = 4 FTE = 3	Other/Unknown HC = 2 FTE = 1	Other/Unknown HC = 0 FTE = 0	Other/Unknown HC = 0 FTE = 0	Other/Unknown HC = 3 FTE = 2







Head Count Male = 59.4% Female = 39.9% Oth/Unk = 0.7%	Head Count Male = 44% Female = 53.6% Oth/Unk = 2.4%	Head Count Male = 11.1% Female = 88.9% Oth/Unk = 0%	Head Count Male = 39.4% Female = 60.6% Oth/Unk = 0%	Head Count Male = 27% Female = 72.1% Oth/Unk = 0.9%
FTE Male = 62.1% Female = 37.3% Oth/Unk = 0.6%	FTE Male = 51.3% Female = 46.2% Oth/Unk = 2.5%	FTE Male = 0% Female = 100% Oth/Unk = 0%	FTE Male = 41.3% Female = 58.7% Oth/Unk = 0%	FTE Male = 32.3% Female = 66.8% Oth/Unk = 0.9%

**North East Essex
GP Workforce Information
Male : Female Ratio**

August 2023





GP's in North East Essex Primary Care - Male : Female Ratio

	GP Partners	GP Regular Locums	GP Retainers	GPs in Training Grades	Salaried GPs
	Male HC = 56 FTE = 53	Male HC = 0 FTE = 0	Male HC = 0 FTE = 0	Male HC = 17 FTE = 17	Male HC = 15 FTE = 13
	Female HC = 44 FTE = 39	Female HC = 3 FTE = 1	Female HC = 3 FTE = 1	Female HC = 28 FTE = 26	Female HC = 53 FTE = 34
	Other/Unknown HC = 0 FTE = 0	Other/Unknown HC = 0 FTE = 0	Other/Unknown HC = 0 FTE = 0	Other/Unknown HC = 0 FTE = 0	Other/Unknown HC = 0 FTE = 0
	Head Count Male = 56% Female = 44% Oth/Unk = 0%	Head Count Male = 0% Female = 100% Oth/Unk = 0%	Head Count Male = 0% Female = 100% Oth/Unk = 0%	Head Count Male = 37.8% Female = 62.2% Oth/Unk = 0%	Head Count Male = 22.1% Female = 77.9% Oth/Unk = 0%
	FTE Male = 57.6% Female = 42.4% Oth/Unk = 0%	FTE Male = 0% Female = 100% Oth/Unk = 0%	FTE Male = 0% Female = 100% Oth/Unk = 0%	FTE Male = 39.5% Female = 60.5% Oth/Unk = 0%	FTE Male = 27.7% Female = 72.3% Oth/Unk = 0%

West Essex
GP Workforce Information
Male : Female Ratio

August 2023





GPs in West Essex Primary Care - Male : Female Ratio

	GP Partners	GP Regular Locums	GP Retainers	GPs in Training Grades	Salaried GPs
	Male HC = 64 FTE = 59	Male HC = 6 FTE = 4	Male HC = 0 FTE = 0	Male HC = 28 FTE = 29	Male HC = 21 FTE = 13
	Female HC = 26 FTE = 19	Female HC = 12 FTE = 4	Female HC = 3 FTE = 1	Female HC = 43 FTE = 39	Female HC = 54 FTE = 30
	Other/Unknown HC = 0 FTE = 0	Other/Unknown HC = 0 FTE = 0	Other/Unknown HC = 0 FTE = 0	Other/Unknown HC = 0 FTE = 0	Other/Unknown HC = 0 FTE = 0
	Head Count Male = 71.1% Female = 28.9% Oth/Unk = 0%	Head Count Male = 33.3% Female = 66.7% Oth/Unk = 0%	Head Count Male = 0% Female = 100% Oth/Unk = 0%	Head Count Male = 39.4% Female = 60.6% Oth/Unk = 0%	Head Count Male = 28% Female = 72% Oth/Unk = 0%
	FTE Male = 75.6% Female = 24.4% Oth/Unk = 0%	FTE Male = 50% Female = 50% Oth/Unk = 0%	FTE Male = 0% Female = 100% Oth/Unk = 0%	FTE Male = 42.6% Female = 57.4% Oth/Unk = 0%	FTE Male = 30.2% Female = 69.8% Oth/Unk = 0%

Mid Essex
GP Workforce Information
Male : Female Ratio

August 2023





GPs in Mid Essex Primary Care - Male : Female Ratio

	GP Partners	GP Regular Locums	GP Retainers	GPs in Training Grades	Salaried GPs
	Male HC = 56 FTE = 58	Male HC = 2 FTE = 1	Male HC = 1 FTE = 0	Male HC = 19 FTE = 20	Male HC = 17 FTE = 12
	Female HC = 57 FTE = 55	Female HC = 3 FTE = 1	Female HC = 0 FTE = 0	Female HC = 39 FTE = 36	Female HC = 73 FTE = 42
	Other/Unknown HC = 1 FTE = 1	Other/Unknown HC = 0 FTE = 0	Other/Unknown HC = 0 FTE = 0	Other/Unknown HC = 0 FTE = 0	Other/Unknown HC = 1 FTE = 1
	Head Count Male = 49.1% Female = 50% Oth/Unk = 0.9%	Head Count Male = 40% Female = 60% Oth/Unk = 0%	Head Count Male = 100% Female = 0% Oth/Unk = 0%	Head Count Male = 32.8% Female = 67.2% Oth/Unk = 0%	Head Count Male = 18.7% Female = 80.2% Oth/Unk = 1.1%
	FTE Male = 50.9% Female = 48.2% Oth/Unk = 0.9%	FTE Male = 50% Female = 50% Oth/Unk = 0%	FTE Male = 0% Female = 0% Oth/Unk = 0%	FTE Male = 35.7% Female = 64.3% Oth/Unk = 0%	FTE Male = 21.8% Female = 76.4% Oth/Unk = 1.8%

**Basildon & Brentwood
GP Workforce Information
Male : Female Ratio**

August 2023





GPs in Basildon & Brentwood Primary Care - Male : Female Ratio

	GP Partners	GP Regular Locums	GP Retainers	GPs in Training Grades	Salaried GPs
	Male HC = 59 FTE = 54	Male HC = 5 FTE = 2	Male HC = 0 FTE = 0	Male HC = 16 FTE = 15	Male HC = 12 FTE = 8
	Female HC = 37 FTE = 30	Female HC = 5 FTE = 2	Female HC = 1 FTE = 1	Female HC = 12 FTE = 11	Female HC = 24 FTE = 12
	Other/Unknown HC = 0 FTE = 0	Other/Unknown HC = 0 FTE = 0	Other/Unknown HC = 0 FTE = 0	Other/Unknown HC = 0 FTE = 0	Other/Unknown HC = 0 FTE = 0
	Head Count Male = 61.5% Female = 38.5% Oth/Unk = 0%	Head Count Male = 50% Female = 50% Oth/Unk = 0%	Head Count Male = 0% Female = 100% Oth/Unk = 0%	Head Count Male = 57.1% Female = 42.9% Oth/Unk = 0%	Head Count Male = 33.3% Female = 66.7% Oth/Unk = 0%
	FTE Male = 64.3% Female = 35.7% Oth/Unk = 0%	FTE Male = 50% Female = 50% Oth/Unk = 0%	FTE Male = 0% Female = 100% Oth/Unk = 0%	FTE Male = 57.7% Female = 42.3% Oth/Unk = 0%	FTE Male = 40% Female = 60% Oth/Unk = 0%

Thurrock
GP Workforce Information
Male : Female Ratio

August 2023





GPs in Thurrock Primary Care - Male : Female Ratio

	GP Partners	GP Regular Locums	GP Retainers	GPs in Training Grades	Salaried GPs
	Male HC = 25 FTE = 25	Male HC = 9 FTE = 6	Male HC = 0 FTE = 0	Male HC = 2 FTE = 2	Male HC = 8 FTE = 7
	Female HC = 16 FTE = 15	Female HC = 8 FTE = 5	Female HC = 0 FTE = 0	Female HC = 10 FTE = 10	Female HC = 14 FTE = 9
	Other/Unknown HC = 0 FTE = 0	Other/Unknown HC = 0 FTE = 0	Other/Unknown HC = 0 FTE = 0	Other/Unknown HC = 0 FTE = 0	Other/Unknown HC = 0 FTE = 0
	Head Count Male = 61% Female = 39% Oth/Unk = 0%	Head Count Male = 52.9% Female = 47.1% Oth/Unk = 0%	Head Count Male = 0% Female = 0% Oth/Unk = 0%	Head Count Male = 16.7% Female = 83.3% Oth/Unk = 0%	Head Count Male = 36.4% Female = 63.6% Oth/Unk = 0%
	FTE Male = 63% Female = 37% Oth/Unk = 0%	FTE Male = 54.5% Female = 45.5% Oth/Unk = 0%	FTE Male = 0% Female = 0% Oth/Unk = 0%	FTE Male = 30% Female = 70% Oth/Unk = 0%	FTE Male = 43.8% Female = 56.2% Oth/Unk = 0%

CPR
GP Workforce Information
Male : Female Ratio

August 2023





GPs in CPR Primary Care - Male : Female Ratio

	GP Partners	GP Regular Locums	GP Retainers	GPs in Training Grades	Salaried GPs
	Male HC = 34 FTE = 37	Male HC = 7 FTE = 3	Male HC = 0 FTE = 0	Male HC = 16 FTE = 16	Male HC = 11 FTE = 11
	Female HC = 25 FTE = 22	Female HC = 5 FTE = 2	Female HC = 0 FTE = 0	Female HC = 15 FTE = 14	Female HC = 15 FTE = 12
	Other/Unknown HC = 0 FTE = 0	Other/Unknown HC = 0 FTE = 0	Other/Unknown HC = 0 FTE = 0	Other/Unknown HC = 0 FTE = 0	Other/Unknown HC = 0 FTE = 0
	Head Count Male = 57.6% Female = 42.4% Oth/Unk = 0%	Head Count Male = 58.3% Female = 41.7% Oth/Unk = 0%	Head Count Male = 0% Female = 0% Oth/Unk = 0%	Head Count Male = 51.6% Female = 48.4% Oth/Unk = 0%	Head Count Male = 42.3% Female = 57.7% Oth/Unk = 0%
	FTE Male = 62.7% Female = 37.3% Oth/Unk = 0%	FTE Male = 60% Female = 40% Oth/Unk = 0%	FTE Male = 0% Female = 0% Oth/Unk = 0%	FTE Male = 53.3% Female = 46.7% Oth/Unk = 0%	FTE Male = 47.8% Female = 52.2% Oth/Unk = 0%

Southend
GP Workforce Information
Male : Female Ratio

August 2023

GPs in Southend Primary Care - Male : Female Ratio

	GP Partners	GP Regular Locums	GP Retainers	GPs in Training Grades	Salaried GPs
	Male HC = 33 FTE = 33	Male HC = 9 FTE = 4	Male HC = 0 FTE = 0	Male HC = 8 FTE = 8	Male HC = 14 FTE = 10
	Female HC = 15 FTE = 11	Female HC = 8 FTE = 3	Female HC = 1 FTE = 0	Female HC = 16 FTE = 15	Female HC = 29 FTE = 16
	Other/Unknown HC = 3 FTE = 3	Other/Unknown HC = 2 FTE = 1	Other/Unknown HC = 0 FTE = 0	Other/Unknown HC = 0 FTE = 0	Other/Unknown HC = 2 FTE = 1
	Head Count Male = 64.7% Female = 29.4% Oth/Unk = 5.9%	Head Count Male = 47.4% Female = 42.1% Oth/Unk = 10.5%	Head Count Male = 0% Female = 100% Oth/Unk = 0%	Head Count Male = 33.3% Female = 66.7% Oth/Unk = 0%	Head Count Male = 31.1% Female = 64.4% Oth/Unk = 4.5%
	FTE Male = 70.2% Female = 23.4% Oth/Unk = 6.4%	FTE Male = 50% Female = 37.5% Oth/Unk = 12.5%	FTE Male = 0% Female = 0% Oth/Unk = 0%	FTE Male = 34.8% Female = 65.2% Oth/Unk = 0%	FTE Male = 37% Female = 59.3% Oth/Unk = 3.7%