

**Essex LMCs
GP Practices
Workforce Information
for
Ratio of Male and Female GP's**

March 2023

Index

Male : Female Ratio Data

- 3 - Summary
- 4 - Essex Overall
- 6 - North East Essex
- 8 - West Essex
- 10 - Mid Essex
- 12 - Basildon & Brentwood
- 14 - Thurrock
- 16 - Castle Point & Rochford (CPR)
- 18 - Southend

Summary

- This report presents data about male and female GPs working in Primary Care in Essex and each individual locality
- It is a snapshot of the male and female Primary Care GP workforce for March 2023
- Full Time Equivalent (FTE) is a standardised measure, 1.0 FTE equates to full-time work of 37.5 hours per week
- Headcount is the number of people working in a role
- NHS Digital is the source of the information
- A guide has been produced by NHS Digital for help with interpreting information with this document including:

Interpreting figures

Full-time equivalent (FTE) and headcount figures

Full-time equivalent calculations

Locum GPs





GPs in training

The guide for March 2023 is available here: [Using this publication - NDRS \(digital.nhs.uk\)](#)

Essex Overall
GP Workforce Information
Male : Female Ratio

March 2023





GPs in Essex Primary Care - Male : Female Ratio

	GP Partners	GP Regular Locums	GP Retainers	GPs in Training Grades	Salaried GPs
	Male HC = 323 FTE = 318	Male HC = 36 FTE = 19	Male HC = 0 FTE = 0	Male HC = 92 FTE = 92	Male HC = 96 FTE = 72
	Female HC = 210 FTE = 185	Female HC = 45 FTE = 20	Female HC = 9 FTE = 4	Female HC = 139 FTE = 125	Female HC = 265 FTE = 158
	Other/Unknown HC = 5 FTE = 4	Other/Unknown HC = 2 FTE = 1	Other/Unknown HC = 0 FTE = 0	Other/Unknown HC = 0 FTE = 0	Other/Unknown HC = 4 FTE = 2
	Head Count Male = 60.1% Female = 39% Oth/Unk = 0.9%	Head Count Male = 43.4% Female = 54.2% Oth/Unk = 2.4%	Head Count Male = 0% Female = 100% Oth/Unk = 0%	Head Count Male = 39.8% Female = 60.2% Oth/Unk = 0%	Head Count Male = 26.3% Female = 72.6% Oth/Unk = 1.1%
	FTE Male = 62.7% Female = 36.5% Oth/Unk = 0.8%	FTE Male = 47.5% Female = 50% Oth/Unk = 2.5%	FTE Male = 0% Female = 100% Oth/Unk = 0%	FTE Male = 42.4% Female = 57.6% Oth/Unk = 0%	FTE Male = 31% Female = 68.1% Oth/Unk = 0.9%

**North East Essex
GP Workforce Information
Male : Female Ratio**

March 2023





GPs in North East Essex Primary Care - Male : Female Ratio

	GP Partners	GP Regular Locums	GP Retainers	GPs in Training Grades	Salaried GPs
	Male HC = 55 FTE = 53	Male HC = 0 FTE = 0	Male HC = 0 FTE = 0	Male HC = 11 FTE = 11	Male HC = 18 FTE = 16
	Female HC = 40 FTE = 37	Female HC = 3 FTE = 1	Female HC = 3 FTE = 1	Female HC = 23 FTE = 21	Female HC = 54 FTE = 35
	Other/Unknown HC = 0 FTE = 0	Other/Unknown HC = 0 FTE = 0	Other/Unknown HC = 0 FTE = 0	Other/Unknown HC = 0 FTE = 0	Other/Unknown HC = 0 FTE = 0
	Head Count Male = 57.9% Female = 42.1% Oth/Unk = 0%	Head Count Male = 0% Female = 100% Oth/Unk = 0%	Head Count Male = 0% Female = 100% Oth/Unk = 0%	Head Count Male = 32.4% Female = 67.6% Oth/Unk = 0%	Head Count Male = 25% Female = 75% Oth/Unk = 0%
	FTE Male = 58.9% Female = 41.1% Oth/Unk = 0%	FTE Male = 0% Female = 100% Oth/Unk = 0%	FTE Male = 0% Female = 100% Oth/Unk = 0%	FTE Male = 34.4% Female = 65.6% Oth/Unk = 0%	FTE Male = 31.4% Female = 68.6% Oth/Unk = 0%

West Essex
GP Workforce Information
Male : Female Ratio

March 2023





GPs in West Essex Primary Care - Male : Female Ratio

	GP Partners	GP Regular Locums	GP Retainers	GPs in Training Grades	Salaried GPs
	Male HC = 63 FTE = 58	Male HC = 6 FTE = 5	Male HC = 0 FTE = 0	Male HC = 31 FTE = 32	Male HC = 22 FTE = 14
	Female HC = 26 FTE = 20	Female HC = 10 FTE = 3	Female HC = 3 FTE = 1	Female HC = 36 FTE = 30	Female HC = 60 FTE = 32
	Other/Unknown HC = 0 FTE = 0	Other/Unknown HC = 0 FTE = 0	Other/Unknown HC = 0 FTE = 0	Other/Unknown HC = 0 FTE = 0	Other/Unknown HC = 0 FTE = 0
	Head Count Male = 70.8% Female = 29.2% Oth/Unk = 0%	Head Count Male = 37.5% Female = 62.5% Oth/Unk = 0%	Head Count Male = 0% Female = 100% Oth/Unk = 0%	Head Count Male = 46.3% Female = 53.7% Oth/Unk = 0%	Head Count Male = 26.8% Female = 73.2% Oth/Unk = 0%
	FTE Male = 74.4% Female = 25.6% Oth/Unk = 0%	FTE Male = 62.5% Female = 37.5% Oth/Unk = 0%	FTE Male = 0% Female = 100% Oth/Unk = 0%	FTE Male = 51.6% Female = 48.4% Oth/Unk = 0%	FTE Male = 30.4% Female = 69.6% Oth/Unk = 0%

Mid Essex
GP Workforce Information
Male : Female Ratio

March 2023





GPs in Mid Essex Primary Care - Male : Female Ratio

	GP Partners	GP Regular Locums	GP Retainers	GPs in Training Grades	Salaried GPs
	Male HC = 56 FTE = 58	Male HC = 0 FTE = 0	Male HC = 0 FTE = 0	Male HC = 18 FTE = 19	Male HC = 21 FTE = 14
	Female HC = 56 FTE = 53	Female HC = 6 FTE = 4	Female HC = 1 FTE = 0	Female HC = 35 FTE = 33	Female HC = 67 FTE = 39
	Other/Unknown HC = 1 FTE = 1	Other/Unknown HC = 0 FTE = 0	Other/Unknown HC = 0 FTE = 0	Other/Unknown HC = 0 FTE = 0	Other/Unknown HC = 1 FTE = 1
	Head Count Male = 49.6% Female = 49.6% Oth/Unk = 0.8%	Head Count Male = 0% Female = 100% Oth/Unk = 0%	Head Count Male = 0% Female = 100% Oth/Unk = 0%	Head Count Male = 34% Female = 66% Oth/Unk = 0%	Head Count Male = 23.4% Female = 75.3% Oth/Unk = 1.3%
	FTE Male = 51.8% Female = 47.3% Oth/Unk = 0.9%	FTE Male = 0% Female = 100% Oth/Unk = 0%	FTE Male = 0% Female = 0% Oth/Unk = 0%	FTE Male = 35.5% Female = 64.5% Oth/Unk = 0%	FTE Male = 25.9% Female = 72.2% Oth/Unk = 1.9%

**Basildon & Brentwood
GP Workforce Information
Male : Female Ratio**

March 2023





GPs in Basildon & Brentwood Primary Care - Male : Female Ratio

	GP Partners	GP Regular Locums	GP Retainers	GPs in Training Grades	Salaried GPs
	Male HC = 59 FTE = 54	Male HC = 5 FTE = 2	Male HC = 0 FTE = 0	Male HC = 9 FTE = 9	Male HC = 7 FTE = 5
	Female HC = 38 FTE = 31	Female HC = 4 FTE = 2	Female HC = 1 FTE = 1	Female HC = 11 FTE = 10	Female HC = 24 FTE = 12
	Other/Unknown HC = 1 FTE = 1	Other/Unknown HC = 0 FTE = 0	Other/Unknown HC = 0 FTE = 0	Other/Unknown HC = 0 FTE = 0	Other/Unknown HC = 0 FTE = 0
	Head Count Male = 61.2% Female = 38.8% Oth/Unk = 0%	Head Count Male = 55.6% Female = 54.4% Oth/Unk = 0%	Head Count Male = 0% Female = 100% Oth/Unk = 0%	Head Count Male = 45% Female = 55% Oth/Unk = 0%	Head Count Male = 22.6% Female = 77.4% Oth/Unk = 0%
	FTE Male = 63.5% Female = 36.5% Oth/Unk = 0%	FTE Male = 50% Female = 50% Oth/Unk = 0%	FTE Male = 0% Female = 100% Oth/Unk = 0%	FTE Male = 47.4% Female = 52.6% Oth/Unk = 0%	FTE Male = 29.4% Female = 70.6% Oth/Unk = 0%

Thurrock
GP Workforce Information
Male : Female Ratio

March 2023

GPs in Thurrock Primary Care - Male : Female Ratio

	GP Partners	GP Regular Locums	GP Retainers	GPs in Training Grades	Salaried GPs
	Male HC = 25 FTE = 25	Male HC = 9 FTE = 6	Male HC = 0 FTE = 0	Male HC = 3 FTE = 3	Male HC = 8 FTE = 7
	Female HC = 16 FTE = 14	Female HC = 9 FTE = 5	Female HC = 0 FTE = 0	Female HC = 9 FTE = 8	Female HC = 15 FTE = 10
	Other/Unknown HC = 0 FTE = 0	Other/Unknown HC = 0 FTE = 0	Other/Unknown HC = 0 FTE = 0	Other/Unknown HC = 0 FTE = 0	Other/Unknown HC = 0 FTE = 0
	Head Count Male = 61% Female = 39% Oth/Unk = 0%	Head Count Male = 50% Female = 50% Oth/Unk = 0%	Head Count Male = 0% Female = 0% Oth/Unk = 0%	Head Count Male = 25% Female = 75% Oth/Unk = 0%	Head Count Male = 34.8% Female = 65.2% Oth/Unk = 0%
	FTE Male = 64.1% Female = 35.9% Oth/Unk = 0%	FTE Male = 54.5% Female = 45.5% Oth/Unk = 0%	FTE Male = 0% Female = 0% Oth/Unk = 0%	FTE Male = 27.3% Female = 72.7% Oth/Unk = 0%	FTE Male = 41.2% Female = 58.8% Oth/Unk = 0%





CPR

GP Workforce Information

Male : Female Ratio

March 2023





GPs in CPR Primary Care - Male : Female Ratio

	GP Partners	GP Regular Locums	GP Retainers	GPs in Training Grades	Salaried GPs
	Male HC = 34 FTE = 36	Male HC = 7 FTE = 3	Male HC = 0 FTE = 0	Male HC = 8 FTE = 7	Male HC = 8 FTE = 7
	Female HC = 22 FTE = 20	Female HC = 5 FTE = 2	Female HC = 0 FTE = 0	Female HC = 15 FTE = 15	Female HC = 19 FTE = 15
	Other/Unknown HC = 0 FTE = 0	Other/Unknown HC = 0 FTE = 0	Other/Unknown HC = 0 FTE = 0	Other/Unknown HC = 0 FTE = 0	Other/Unknown HC = 0 FTE = 0
	Head Count Male = 60.7% Female = 39.3% Oth/Unk = 0%	Head Count Male = 58.3% Female = 41.7% Oth/Unk = 0%	Head Count Male = 0% Female = 0% Oth/Unk = 0%	Head Count Male = 34.8% Female = 65.2% Oth/Unk = 0%	Head Count Male = 29.6% Female = 70.4% Oth/Unk = 0%
	FTE Male = 64.3% Female = 35.7% Oth/Unk = 0%	FTE Male = 60% Female = 40% Oth/Unk = 0%	FTE Male = 0% Female = 0% Oth/Unk = 0%	FTE Male = 31.8% Female = 68.2% Oth/Unk = 0%	FTE Male = 31.8% Female = 68.2% Oth/Unk = 0%

Southend
GP Workforce Information
Male : Female Ratio

March 2023

GPs in Southend Primary Care - Male : Female Ratio

	GP Partners	GP Regular Locums	GP Retainers	GPs in Training Grades	Salaried GPs
	Male HC = 33 FTE = 33	Male HC = 9 FTE = 4	Male HC = 0 FTE = 0	Male HC = 12 FTE = 12	Male HC = 12 FTE = 9
	Female HC = 14 FTE = 11	Female HC = 9 FTE = 3	Female HC = 1 FTE = 0	Female HC = 10 FTE = 8	Female HC = 28 FTE = 16
	Other/Unknown HC = 3 FTE = 3	Other/Unknown HC = 2 FTE = 1	Other/Unknown HC = 0 FTE = 0	Other/Unknown HC = 0 FTE = 0	Other/Unknown HC = 2 FTE = 1
	Head Count Male = 66% Female = 28% Oth/Unk = 6%	Head Count Male = 45% Female = 45% Oth/Unk = 10%	Head Count Male = 0% Female = 100% Oth/Unk = 0%	Head Count Male = 54.5% Female = 55.5% Oth/Unk = 0%	Head Count Male = 28.6% Female = 66.7% Oth/Unk = 4.7%
	FTE Male = 70.2% Female = 23.4% Oth/Unk = 6.4%	FTE Male = 50% Female = 37.5% Oth/Unk = 12.5%	FTE Male = 0% Female = 0% Oth/Unk = 0%	FTE Male = 60% Female = 40% Oth/Unk = 0%	FTE Male = 34.6% Female = 61.5% Oth/Unk = 3.9%